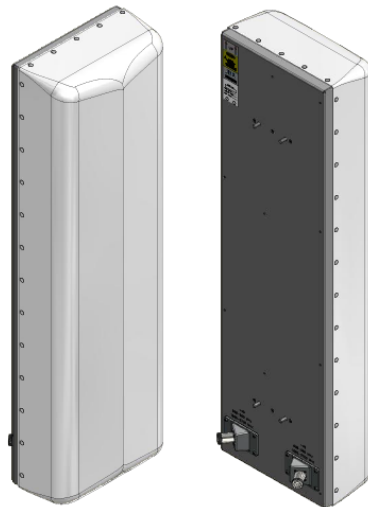


X-Pol dual band antenna, 698-960/1695-2700 MHz  
 50.5", 65° horizontal beamwidth  
 Fixed electrical tilt

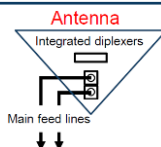
- Separate housing and reflector construction optimizes RF performance while maximizing mechanical strength
- DAS/ODAS/small-cell antenna with high power design
- AWS-3 & WCS ready
- Suitable for LTE/CDMA/UMTS/GSM/neutral host
- Good passive intermodulation (PIM) performance reduces harmful interference
- Integrated diplexers minimize cabling costs and improves aesthetics



#### Includes integrated diplexers

Reduces mainline cables

Eliminates external tower devices



### ELECTRICAL SPECIFICATIONS

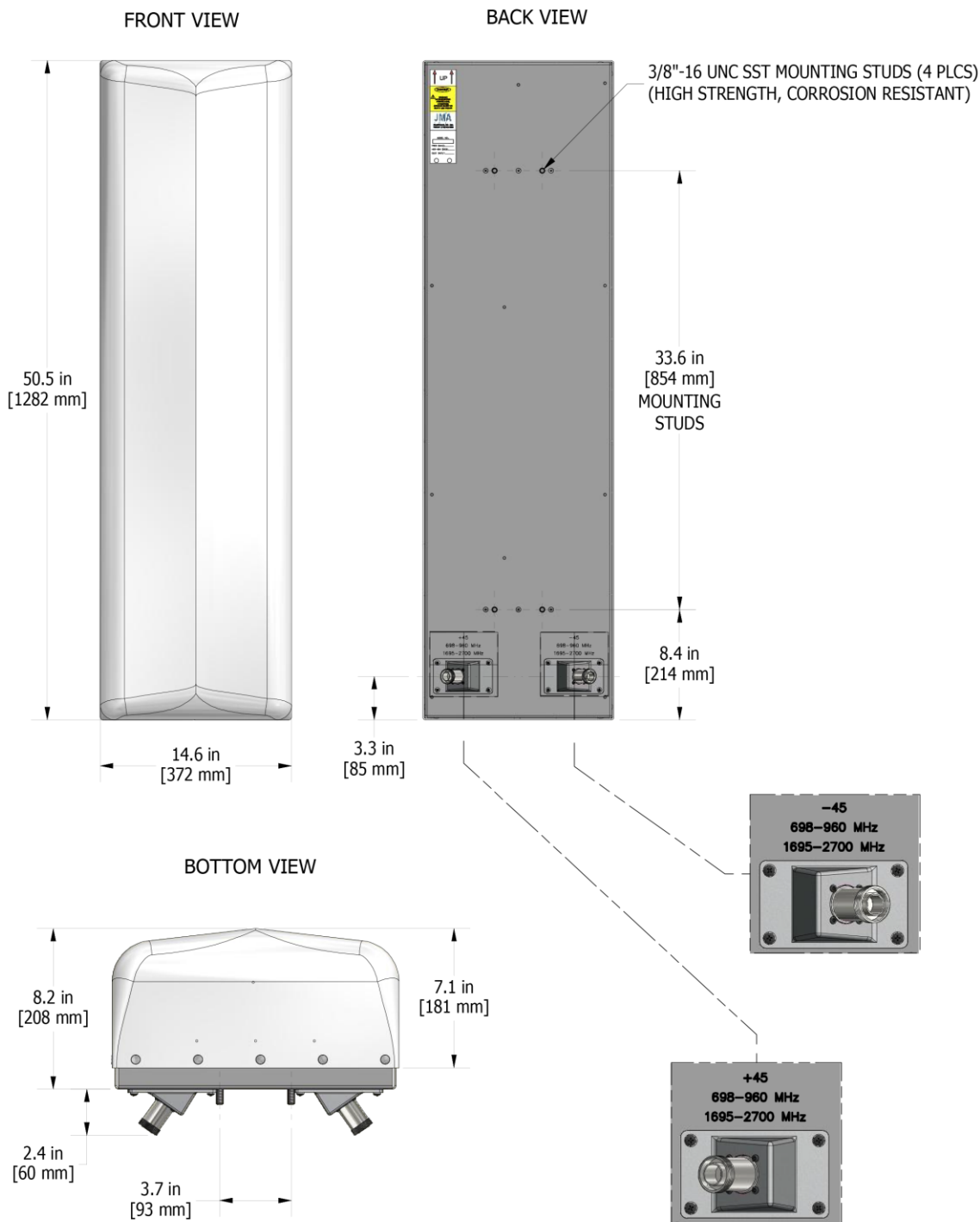
Frequency band, MHz	698-745	746-896	897-960	1695-2180	2181-2360	2496-2700
Horizontal beamwidth, 3 dB point (average)	71°	69°	66°	58°	58°	59°
Gain, dBi (average)	13.9	15.5	15.2	17.3	16.7	17.6
Vertical beamwidth, 3 dB points (average)	17.7°	16°	15°	7.5°	6.4°	5.9°
Upper sidelobe suppression, typical, dB	>18	>18	>18	>18	>18	>18
VSWR / return loss, dB, maximum	1.7/11.7	1.5/14.0	1.7/11.7	1.5/14.0	1.7/11.7	1.7/11.7
Polarization	+/-45°			+/-45°		
Electrical down tilt, fixed	0°			0°		
Isolation between ports, dB, minimum	>25			>25		
Intermodulation (2 x 20 w), IM3, dBc, maximum	-153			-153		
Impedance, ohms	50			50		
Maximum power per connector, CW (w)	500 @ 800 MHz			250 @ 1900 MHz		

**MECHANICAL SPECIFICATIONS**

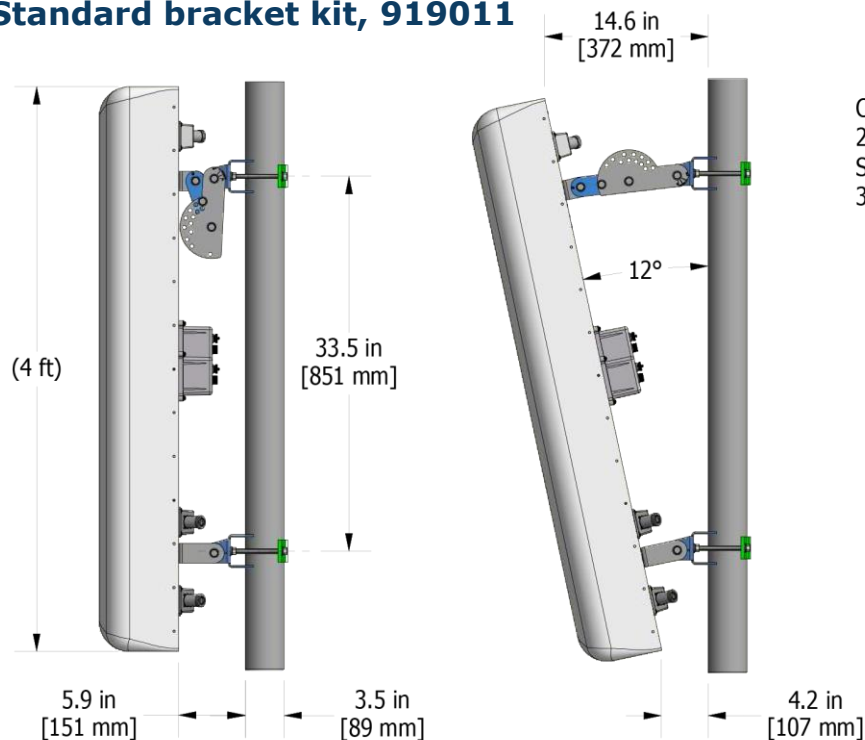
Dimensions, length/width/depth	50.5/14.6/8.2 in. (1283/372/208 mm)
Connector (quantity) type	(2) For diplexed (4) for non-diplexed version 7-16 female DIN
Connector torque	220-265 lbf·in (23-30 N·m)
Connector location	Back
Antenna weight	27.0 lb (12.3 kg)
Bracket weight	13.2 lb (6.0 kg)
Standard bracket kit	919011 (included)
Mechanical down tilt range	0-12°
Radome material	High strength Luran®, UV stabilized, ASTM D1925
Wind survival	150 mph (241 km/h)
Front wind load @ 100 mph	127.1 lbf (565.3 N)
Equivalent flat plate @ 100 mph	2.53 sq ft (c=2)

**ORDER INFORMATION**

MODEL	DESCRIPTION
XGU-465-I	4F, X-pol, LB/HB 65° 0°/0° EDT, with 2 DIN (F) connectors and internal diplexers
XGU-465	4F, X-pol, LB/HB 65° 0°/0° EDT, with 4 DIN (F) connectors
919036	Optional bracket kit, 2-point, 12 deg D-tilt, for 4.5" OD pole

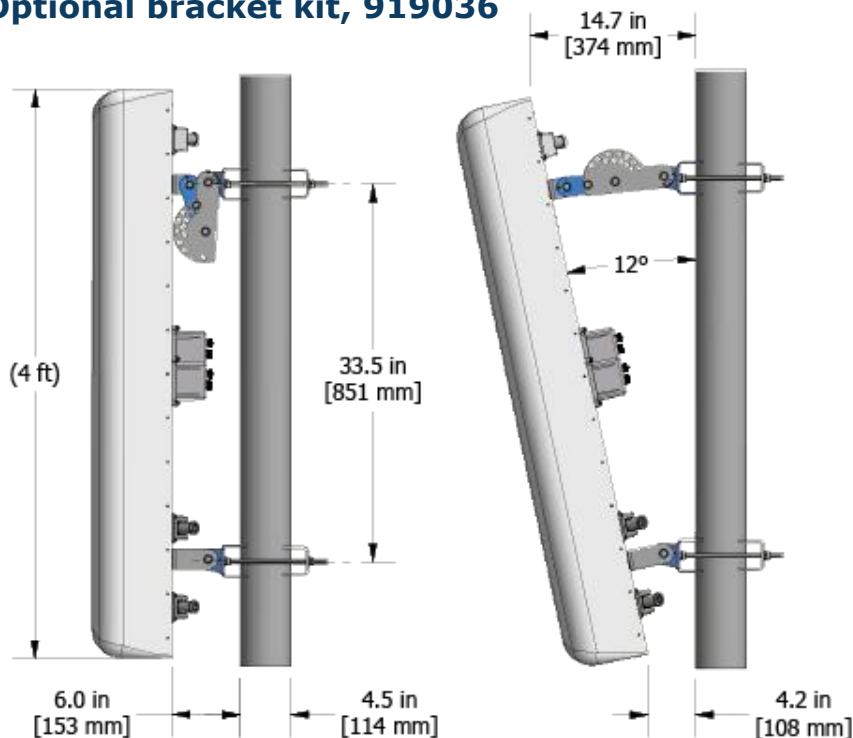
**Mechanical View: XGU-465-I (internally diplexed)**

## Standard bracket kit, 919011



CSS P/N: 919011 BRACKET KIT  
2 POINT, 12 DEGREE DOWN TILT  
SHOWN MOUNTED ON 3.5" O.D. POLE  
3.5" O.D. MAX POLE SIZE

## Optional bracket kit, 919036



919036 BRACKET KIT  
2 POINT, 12 DEGREE DOWN TILT  
SHOWN MOUNTED ON 4.5" O.D. POLE  
4.5" O.D. MAX POLE SIZE