


X-pol dual band, (1) 698-896 and (1) 1710-2170 MHz,
50.5", 65° H-beam

Variable E-tilt, RET

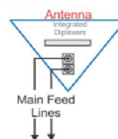
- Macro cell antenna
- Suitable for LTE/CDMA/UMTS/GSM
- AISG v2.0 RET control
- Optional internal diplexers



Available with Integrated Diplexers

Reduces mainline cables

Eliminates external tower devices



ELECTRICAL SPECIFICATIONS

Frequency band, MHz	698-824	824-896	1710-1880	1850-1990	1920-2170
Horizontal beamwidth, 3 dB points	67°	64°	65°	62°	60°
Gain, dBi	13.9	14.5	17.1	17.2	16.7
Vertical beamwidth, 3 dB points	17.1°	14.8°	7.5°	7.1°	6.7°
Front-to-back at 180°, dB	>28		>28		
Upper sidelobe suppression, typical, dB	< -18		< -18		
Polarization	+/-45°		+/-45°		
Electrical downtilt (see Order Information)	0-12° or 4-16°		0-6° or 4-10°		
VSWR / return loss, dB, maximum	1.5:1/-14.0		1.5:1/-14.0		
VSWR / return loss, dB, max. "ip" opt	1.6:1/-12.7		1.6:1/-12.7		
Isolation between ports, dB, minimum	>28		>28		
Intermodulation (2 x 20 w), IM3, dBc, maximum	-150		-150		
Impedance, ohms	50		50		
Maximum power per connector, CW (w)	500		250		

MECHANICAL SPECIFICATIONS

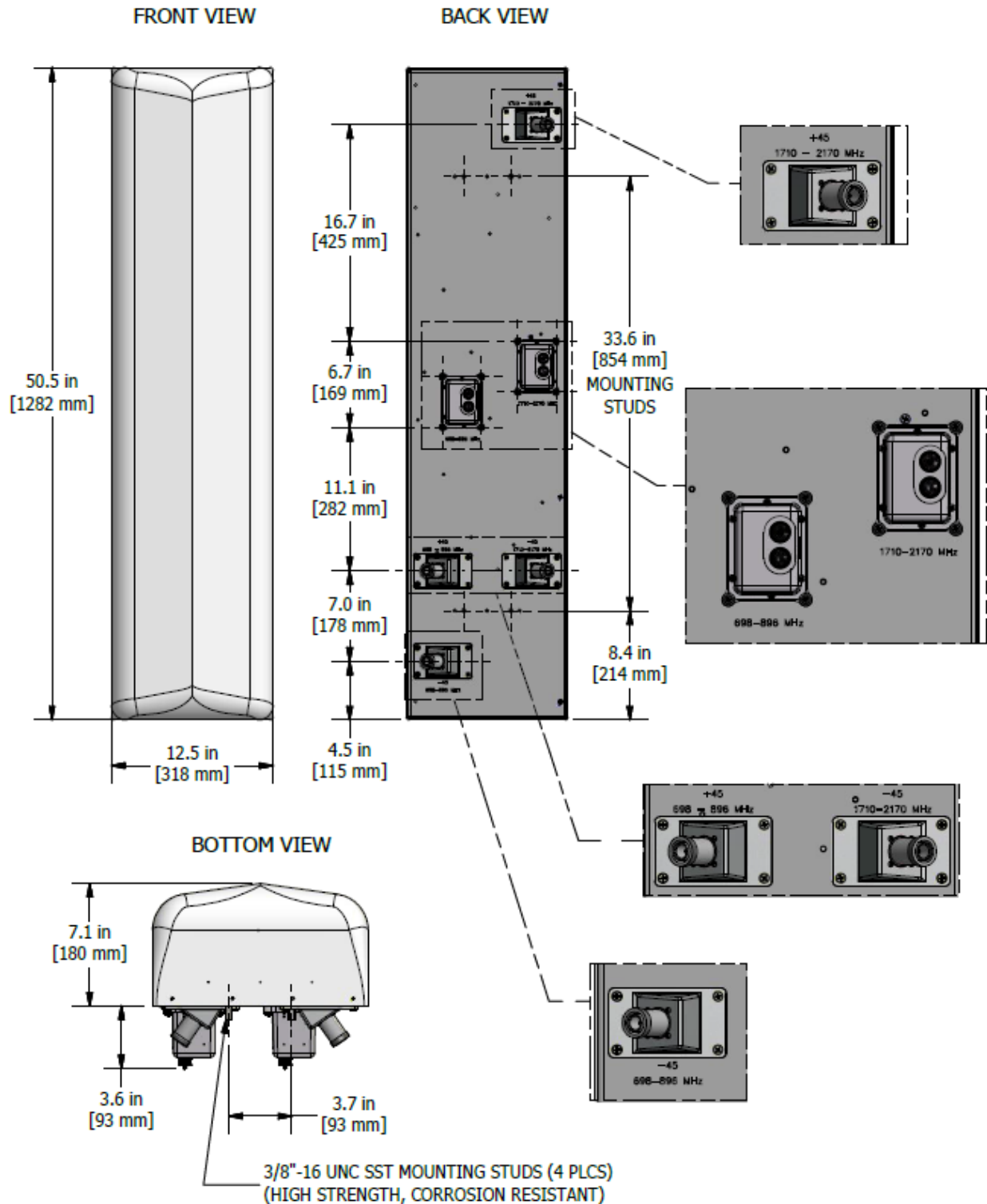
Dimensions, length/width/depth	50.5/12.5/7.1 in. (1282/318/180 mm)
Connector (quantity)	(4) 7-16 DIN female or (2) 7-16 DIN female for IPB version
Connector torque	220-265 lbf·in (23-30 N·m)
Connector location	Back or bottom (for integrated diplexer version)
Antenna weight	28.1 lb (12.7 kg) Antenna weight may vary with options.
Bracket weight	13.2 lb (6.0 kg)
Standard bracket kit	919011 (included)
Mechanical downtilt range	0-12°
Radome material	High strength Luran®, UV stabilized, ASTM D1925
Wind survival	150 mph (241 km/h)
Front wind load @ 100 mph	127.1 lbf (565.3 N)
Equivalent Flat Plate @ 100 mph	2.53 sq ft (c=2)

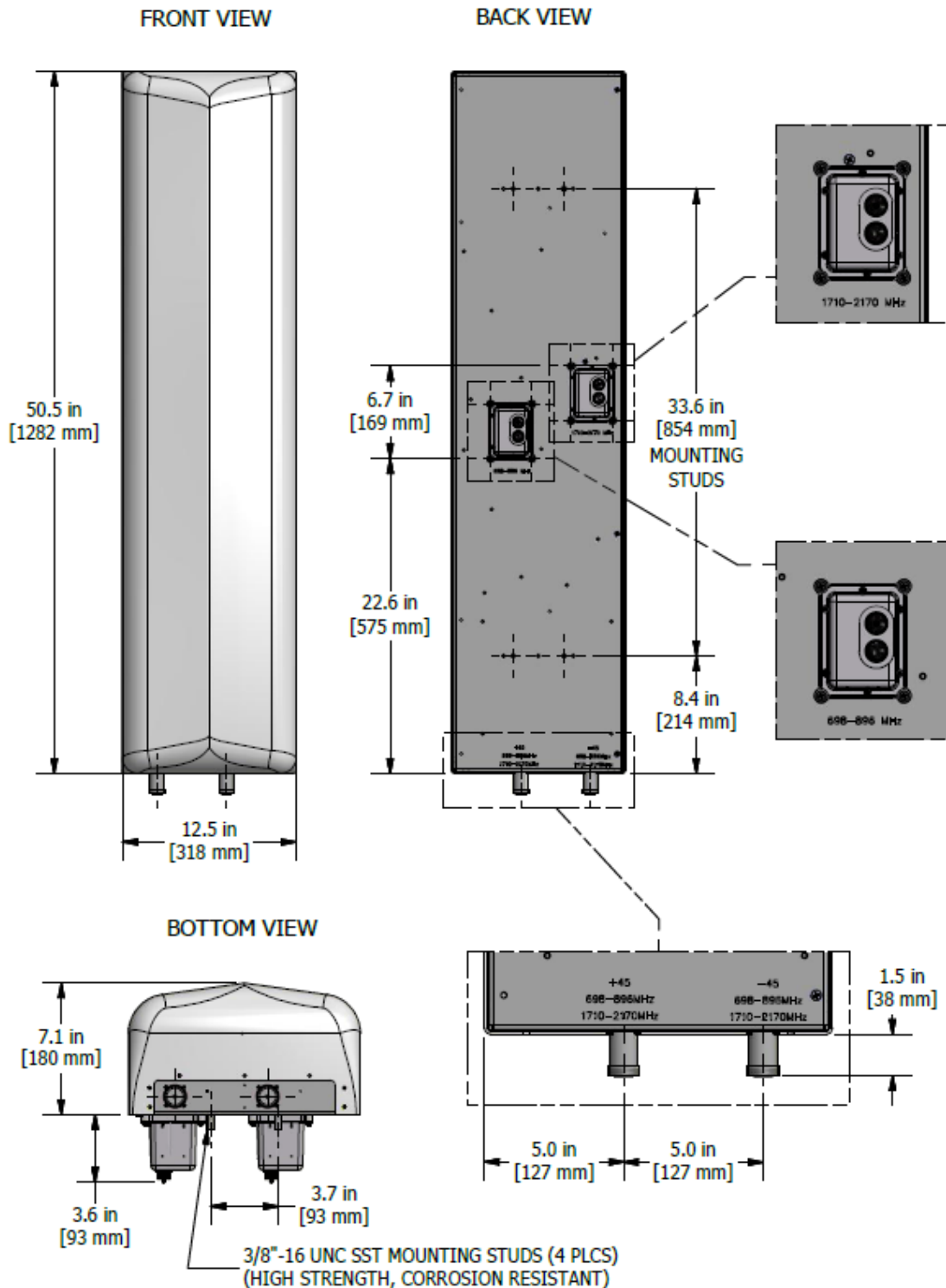
RET INFORMATION

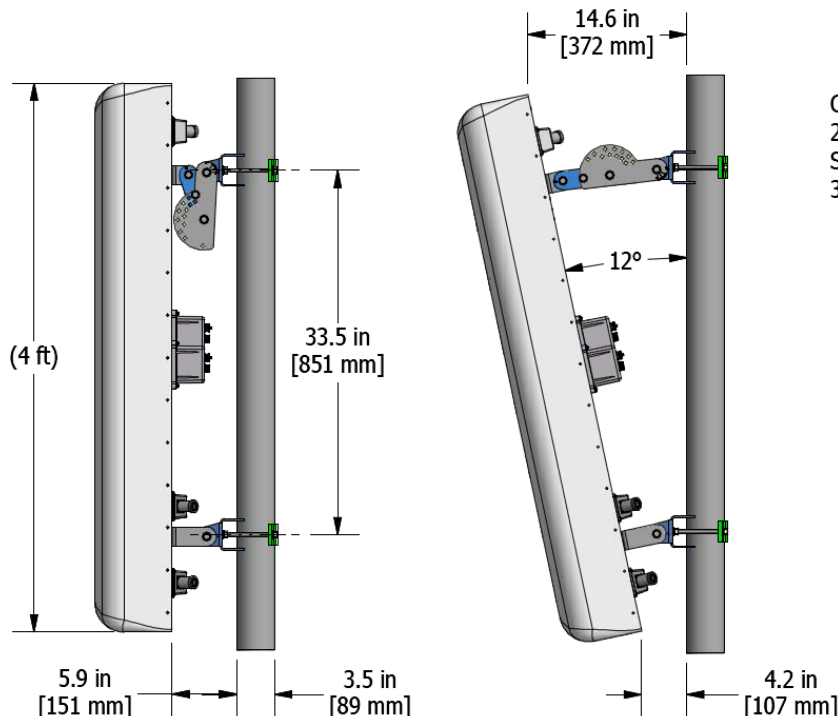
Model	RET-200
Mounting location	Rear of antenna
Weight	1.2 lb (0.54 kg)
Communication standard	AISG 2.0
Control system	PCU-220

**ORDER INFORMATION**

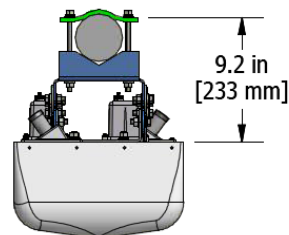
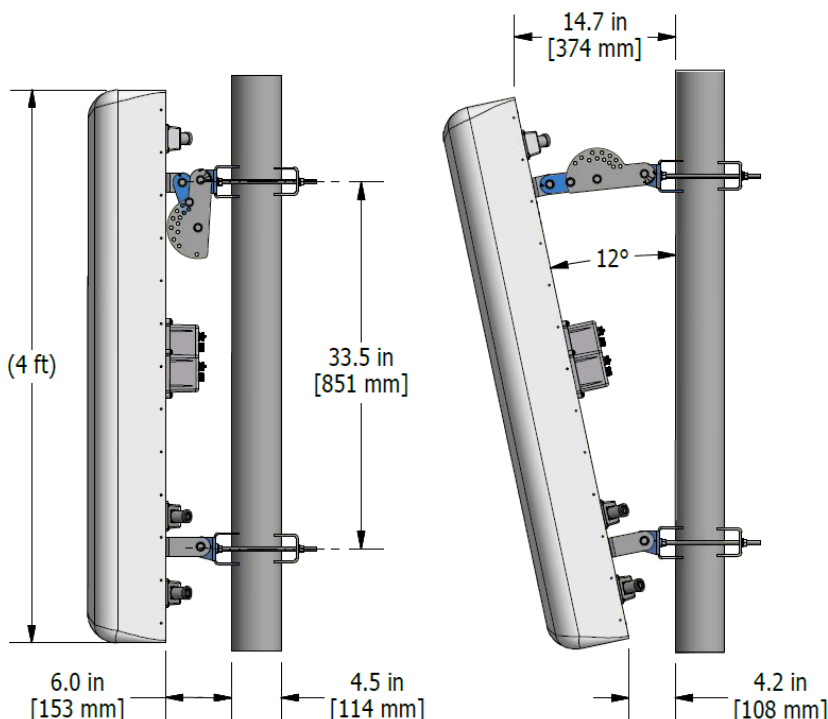
MODEL	DESCRIPTION
X7CAP-465-VR0	Remote motor adjust variable E-tilt (RET), EDT 0-12° low band and 0-6° high band
992100-CA005-SC	AISG jumper cable, M/F, 0.5 meters
919036	Optional bracket kit, 2-point, 12 deg D-tilt, for 4.5" OD pole

Mechanical outline drawing: RET version

Mechanical Outline Drawing: IPB Version

Standard Bracket Kit

CSS P/N: 919011 BRACKET KIT
2 POINT, 12 DEGREE DOWN TILT
SHOWN MOUNTED ON 3.5" O.D. POLE
3.5" O.D. MAX POLE SIZE

**Optional Bracket Kit**

CSS P/N: 919036 BRACKET KIT
2 POINT, 12 DEGREE DOWN TILT
SHOWN MOUNTED ON 4.5" O.D. POLE
4.5" O.D. MAX POLE SIZE

