

X7C-HB-611

X-Pol 6 Beam Antenna, 698-896MHz, 72", 11°Azimuth

- Special Event Antenna
- 6 Beam Array
- Fully Utilizes Radio Equipment
- Deep Nulls Between Beams
- Low Side Lobes
- Best Crossover Point Available



ELECTRICAL SPECIFICATIONS

Frequency Band, MHz	698-824	824-896
Horizontal Beamwidth, 3dB points	13°	11°
Gain, dBi	20.4	21.4
Vertical Beamwidth, 3dB points	10.7	9.4
Polarization	+/-45°	
Electrical Downtilt	0°	
VSWR/Return Loss, dB, Maximum	1.5:1/-14.0	
Intermodulation (2x20w), IM3, dBc	-150	
Impedance, ohms	500 Watts	
Maximum Power Per Connector, CW (w)	500	
Lightning Protection	DC Ground	

MECHANICAL SPECIFICATIONS

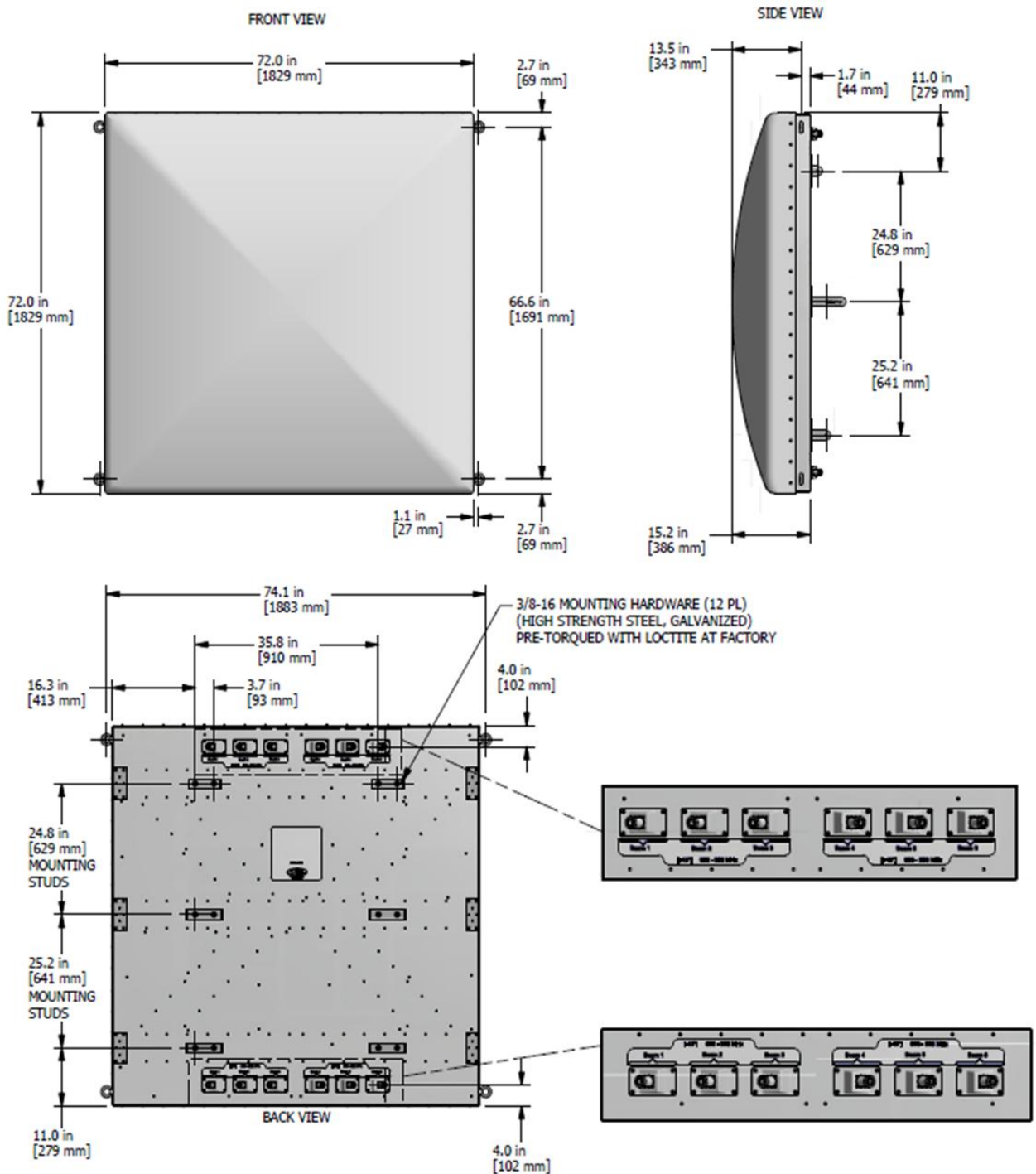
Dimensions, Length/Width/Depth	72.0/72.0/15.2 in (1829/1829/386mm)
Connector (Quantity) Type	(12) 7-16 DIN Female
Connector Torque	220-265 lbf-in (23-30 N-m)
Connector Location	Back
Antenna Weight	250 lb (113 kg)
Bracket Weight	(2) @ 18.2 lb* (8 kg)
Standard Bracket Kit (2)	919060 (Included)
Mechanical Downtilt Range	0-6°
Radome Material	Polyester Fiberglass
Wind Survival	140 mph (225 km/h)
Front Wind Load	849 lbf (3777 N) @100mph
Equivalent Flat Plate	17.3 sq-ft (c=2) @ 100mph

*Antenna requires two (2) mounting bracket kits. See Mechanical Drawing (p.8) for location details.

ORDER INFORMATION

MODEL	DESCRIPTION
X7C-HB-611	6 Beams 698-896 MHz, X-Pole Antenna, 0° EDT

Mechanical Outline Drawing

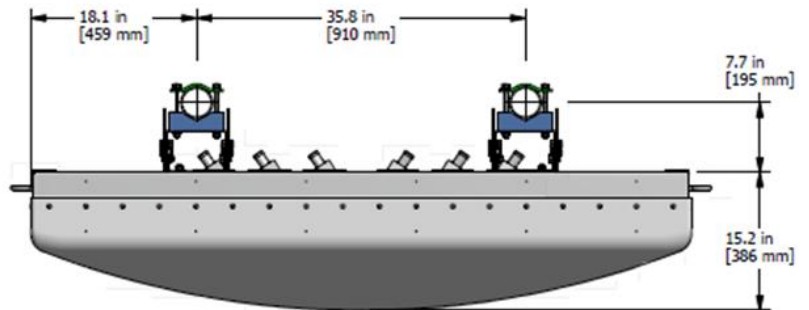


Standard Bracket Kit

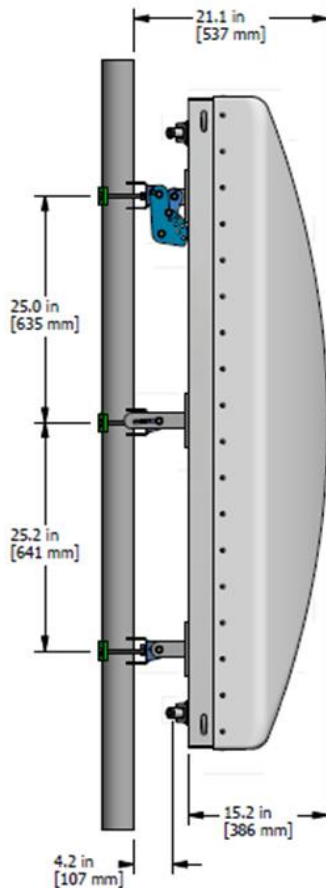
NOTE:

1. Due to the excessive size of the antenna X7C-HB-611 requires two mounting brackets.
2. Four Eye Bolts are used to hoist the antenna into position.

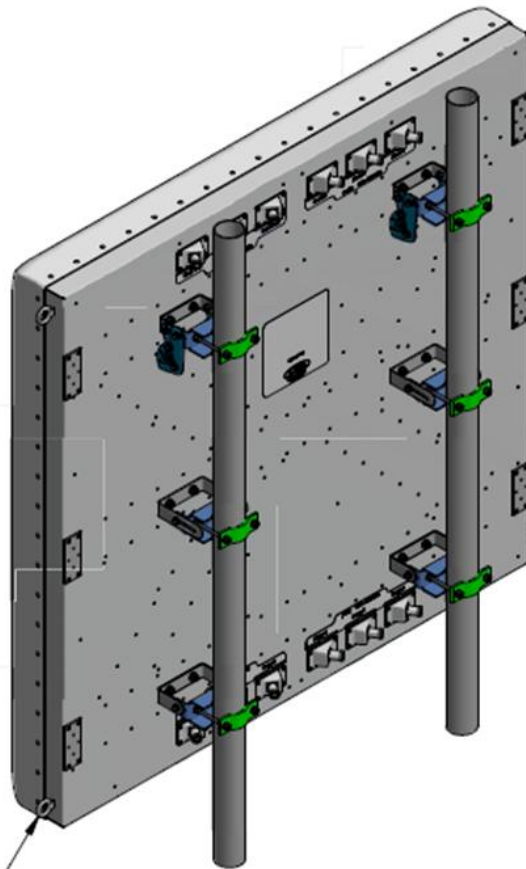
BOTTOM VIEW



SIDE VIEW



SST Eye Bolt (See Note 2)



Antenna Identifying Label

