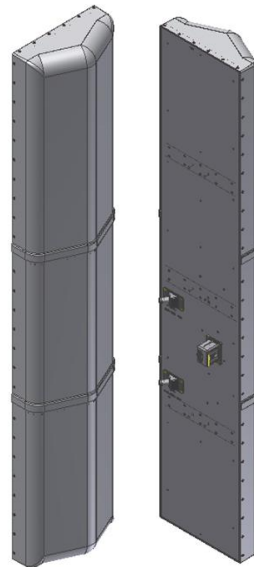


X-pol antenna, 698-896 MHz, 98.5", fast roll-off 40° azimuth

Variable E-tilt, RET

- Macro cell antenna
- Fast roll-off (FRO)
- Suitable for LTE/CDMA/UMTS/GSM
- AISG 2.0 RET control



ELECTRICAL SPECIFICATIONS

Frequency band, MHz	698-824	824-896
Horizontal beamwidth, 3 dB points	43°	37°
Gain, dBi	18.2	18.9
Vertical beamwidth, 3 dB points	9.3°	8.4°
Front-to-back at 180°, dB	25	25
Upper sidelobe suppression, typical, dB	-18	-18
Polarization	+/-45°	
Electrical downtilt	0-6° or 4-10°	
VSWR / return loss, dB, maximum	1.5:1/-14.0	
Isolation between ports, dB, minimum	>28	
Intermodulation (2 x 20 w), IM3, dBc	-150	
Impedance, ohms	50	
Maximum power per connector, CW (w)	500	

MECHANICAL SPECIFICATIONS

Dimensions, length/width/depth	98.5/18.8/9.1 in. (2503/479/231.1 mm)
Connector (quantity) type	(2) 7-16 DIN female
Connector torque	220-265 lbf-in (23-30 N-m)
Connector location	Back
Antenna weight	58 lb (26.3 kg)
Bracket weight	18.2 lb (8.3 kg)
Standard bracket kit	P/N 919032 (included)
Mechanical downtilt range	0°-6°
Radome material	High strength Luran®, UV stabilized, ASTM D1925
Wind survival	135 mph (217.3 km/h)
Front wind load @ 100 mph	360.6 lbf (1604.2N)
Equivalent Flat Plate @ 100 mph	7.20 sq ft (c=2)

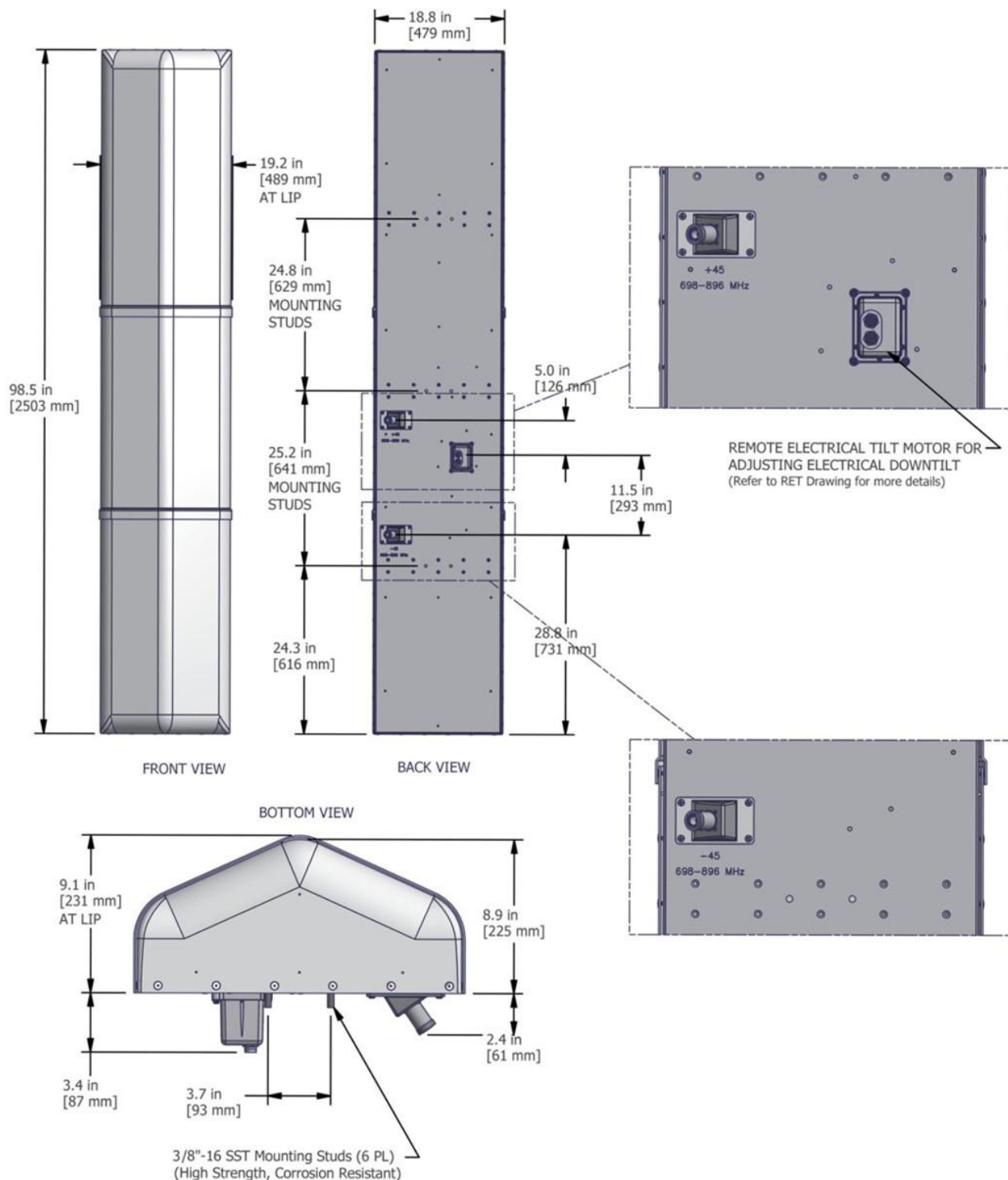
RET INFORMATION (RET motors included with VR0 & VR4 models)

Model	RET-200
Mounting location	Rear of antenna
Communication standard	AISG 2.0
Control system	PCU-1000

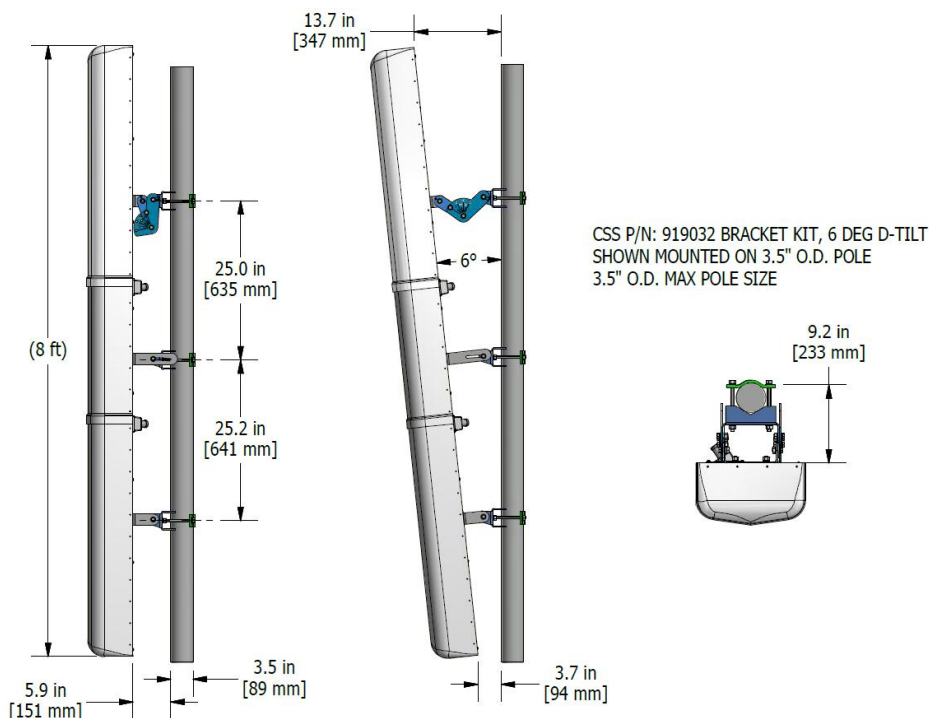
**ORDER INFORMATION**

MODEL	DESCRIPTION
X7C-FRO-840-VR0	Antenna with remote RET adjust electrical downtilt 0-6°
X7C-FRO-840-VR4	Antenna with remote RET adjust electrical downtilt 4-10°
919049	Optional bracket kit, 3-point, 6 degree D-tilt, for 4.5" OD pole

Mechanical Outline Drawing: RET Version



Standard Bracket Kit



Optional Bracket Kit

