

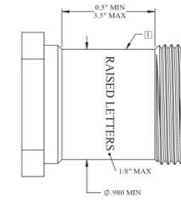
Cable Construction	Size/Type	Cables Supported	Connector (see key for interface below)	Interface	Part (WPS)	Port Seal			
Corrugated cables	1/4" Superflex	Andrew FSJ1-50A, FSJ1RK-50B, PTS1-50-P; RFS SCF14-50I, SCF14-50JFN; Hansen RF5014S, RF5014SZ; Eupen EC1-50-HF; Times SPP-250-LLPL	UXP-XX-14S	DM	WPS-1S	WPS-DF			
				NM	WPS-4MT-14S	WPS-NF			
				MDM		WPS-MDF			
				1M	WPS-1MT-14S	WPS-1F			
				2M	WPS-2MT-14S	WPS-2F			
				4M	WPS-4MT-14S	WPS-4F			
				DRA	WPS-DRA-1S	WPS-DF			
				4RT		WPS-4F			
				NRA	WPS-NRA-1S	WPS-NF			
				MRA		WPS-MDF			
	1/2" Superflex	Andrew FSJ4, FSJ4RK; RFS SCF12; NK Draka RFF1200; Eupen EC4HF; Leoni Flexline 1/2"S; LS/Superior Essex HFSC 12D; Hansen RF5012S, RF5012SZ; Rosenbeger SL 1/2" S; Huber+Suhner SF 1/2 HF	UXP-XX-12S	DM	WPS-4S	WPS-DF			
				NM		WPS-NF			
				MDM	WPS-N-4S	WPS-MDF			
				4M		WPS-4F			
				DRA	WPS-DRA-4S	WPS-DF			
				4RT		WPS-4F			
				MRA	WPS-NRA-4S	WPS-MDF			
				NRA		WPS-NF			
				1/2" Annular	Andrew LDF4, LDF4RK, LDF4 RN; RFS LCF12; NK Draka RFA1200; Eupen EC4, Leoni Flexline 1/2"R; LS/Superior Essex HFC 12D, HFAC 12D, LHF 12D; Hansen RF5012, RF5012Z; Rosenberger SL 1/2" R	UXP-XX-12 UXP-XX-12L	DM	WPS-4A	WPS-DF
							NM		WPS-NF
	MDM	WPS-N-4A	WPS-MDF						
	4M		WPS-4F						
	DRA	WPS-DRA-4A	WPS-DF						
	4RT		WPS-4F						
7/8"	Andrew AVA5, AVA5RK, AL5, LDF5, VXL5, AVA5-50FX, AVA5RK-50FX; RFS LCF78, UCF78, CU2Y; NK Draka RFA78; Eupen EC5; Leoni Flexline 7/8"R; LS/Superior Essex LHF 22D, LHF-22DU; Hansen RF5078; Rosenberger SL 7/8"	UXP-XX-78 UXP-XX-78C UXP-XX-78FX	DF	WPS-5	WPS-DF				
			1-1/4"	Andrew AVA6, AL6; RFS UCF114; NK Draka RFA114; Eupen Flexline 1-1/4"R; LS/Superior Essex LHF 33D; Rosenberger SL 1-1/4" R	UXP-XX-114	DF	WPS-6	WPS-DF	
1-5/8"	Andrew AVA7, AVA7RK, AL7, VXL7, LDF7; RFS LCF158, NK Draka RFA158; Eupen EC7; LS/Superior Essex LHF 42D, LHF-42DUF; Rosenberger SL 1-5/8" R	UXP-XX-158				DF	WPS-7	WPS-DF	

Interface Key:

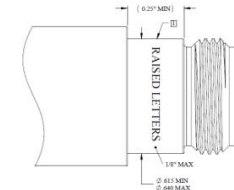
DM - DIN Male	MDM - 4.1-9.5 Male
DF - DIN Female	MRA - 4.1-9.5 Right Angle
DRA - DIN Right Angle	MDF - 4.1-9.5 Female
NM - N Male	4M - 4.3-10 Male Torque
NF - N Female	4F - 4.3-10 Female
NRA - N Right Angle	4RT - 4.3-10 Right Angle
1M - NEX10 Male	2M - 2.2-5 Male

For any questions call (315) 431-7100 or email us at customerservice@jmawireless.com
Toll-Free Technical Support: **+1-888-201-6073**
www.jmawireless.com

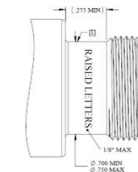
WPS-DF COMPATIBLE PORT SPECIFICATION



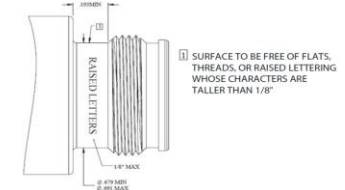
WPS-NF COMPATIBLE PORT SPECIFICATION



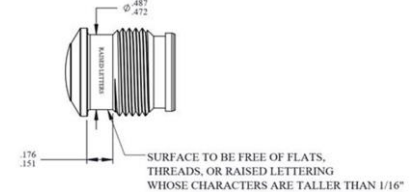
WPS-MDF COMPATIBLE PORT SPECIFICATION



WPS-4F COMPATIBLE PORT SPECIFICATION



WPS-2F COMPATIBLE PORT SPECIFICATION



WPS-1F COMPATIBLE PORT SPECIFICATION

