

DBC-67C-U-4SF


Dual-band combiner

555-960 MHz and 1695-2700 MHz

DC/AISG sensing

Single unit

4.3-10 connectors



nwav
technology

- Very low insertion loss and high isolation for optimized system performance
- Ideal solution for 4x sectors with compact size and light weight for minimum site impact and lowest lease costs
- Automatic DC sense for easy installation and site evolution
- Industry-leading connector technology for lasting performance
- Compatible with JMA WPS weatherproofing solution

Electrical specification

Passband	Low band	High band
Frequency, MHz	555-960	1695-2700
Insertion loss, dB max.	0.2	0.25
Return loss, dB min.	22	
Isolation to other bands, dB	60	65
Average input power, W max.	250	
Input peak envelope power (PEP), W max.	3000	3000
PIM 2x +43 dBm, dBc min.	-156	

Environmental specifications

Environmental rating	ETSI EN 300 019 class 4.1, RoHS
Ingress protection	IP67, unmated
Temperature range, °C	-40 to +65
Temperature range, °F	-40 to +149
Wind force @ 200 km/h (125 mph) front/side, lbf	8.5 / 5.4
Lightning protection all ports	RF port: ±10kA max. (8/20us), IEC 61000-4-5
Altitude	3,000 m max. 10,000 ft. max.
Mean time between failures (MTBF)	>10 ⁶

DC sense and routing specifications

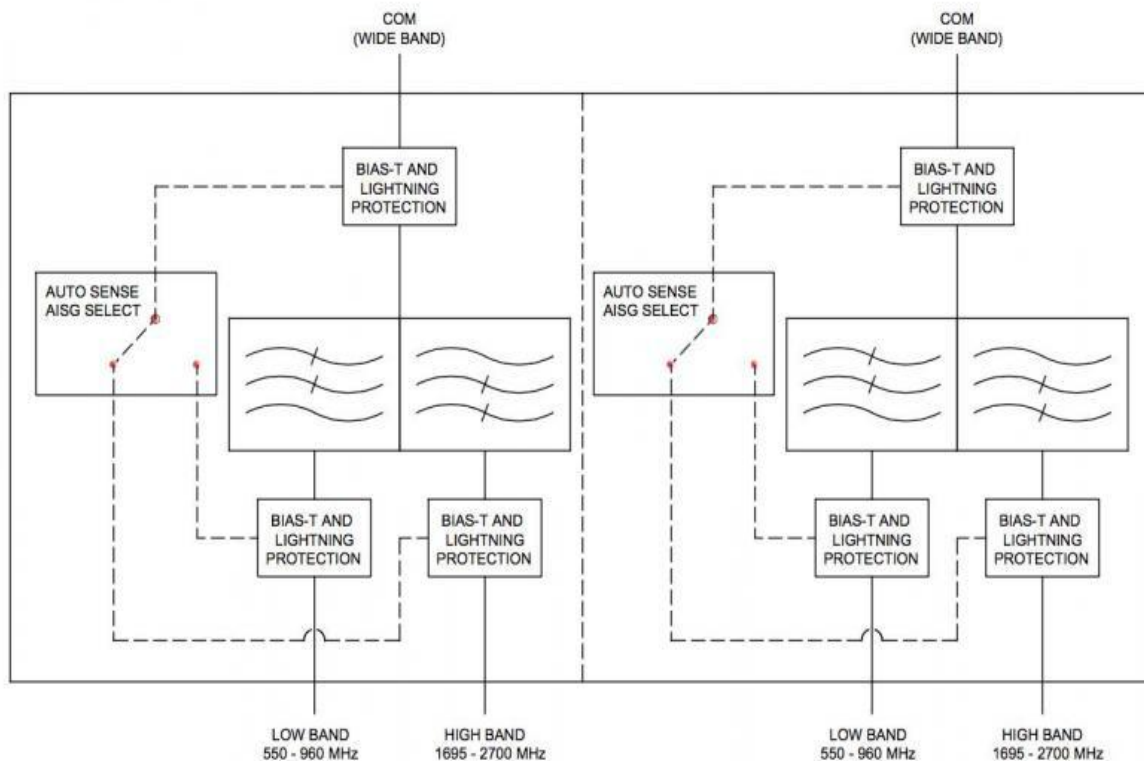
Input voltage, DCV max.	35
DC current rating amps	1.5, current limited
Compatibility AISG	1.1/2.0

Diplexer on bottom (combiner)

DC on high-band or low-band port	DC-AISG connected to COM
Both ports with DC detected	DC-AISG connected from high-band to COM

Diplexer on top (splitter)

DC on COM detected	DC-AISG routed to port with an AISG Device
If more than one port has an AISG device	One port is selected. See <i>Port priority</i> below
Port priority (multiple AISG devices detected)	P1: high-band P2: low-band

*Twin unit block diagram (2x in -4SF)*

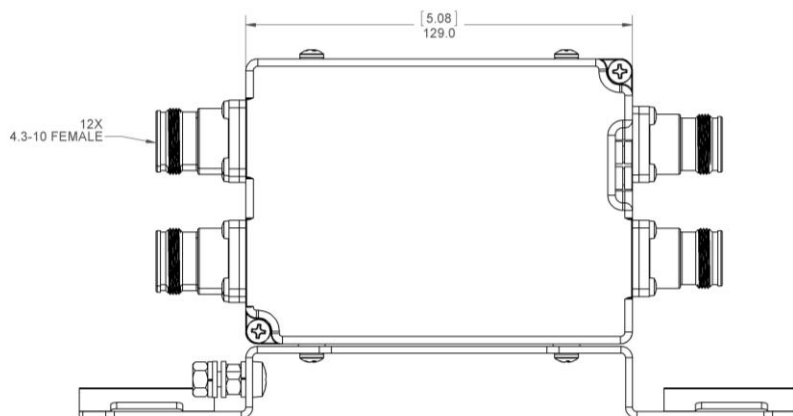
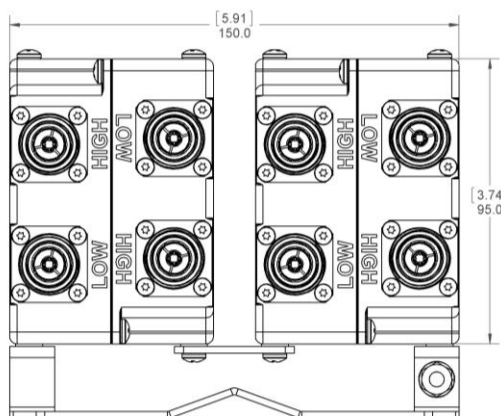
DBC-67C-U-4SF

DISCONTINUED

NWAV™ Dual-Band Combiner

Mechanical specifications

Connectors RF	4.3-10 (F)
Ground stud	M6 x 1 (hex nut included)
Connectors quantity	6
Dimensions, excluding brackets and connectors L x W x H mm (in.)	129 x 150 x 95 (5.08 x 5.91 x 3.74)
Weight: kg (lbs.)	5.36 (11.8)
Mounting	Pole/wall bracket supplied, including two metal clamps for 45-178 mm diameter poles

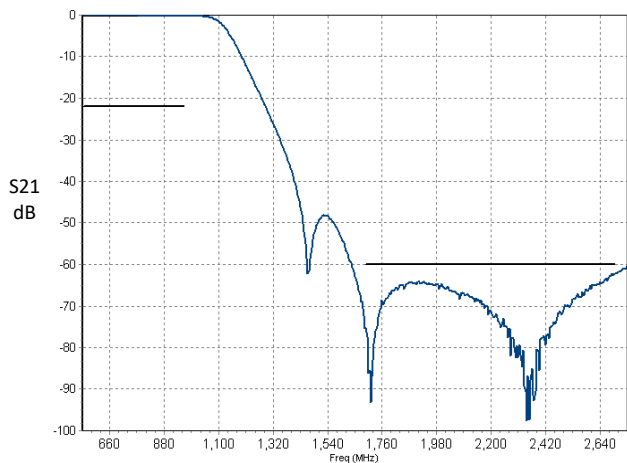


Ordering information

DBC-67C-U-4SF	2B combiner, Lo/Hi, DC sense, twin, 4.3-10
---------------	--

RF sweep plots

LOW BAND PORTS



HIGH BAND PORTS

